

Tiverton
Site 3

Housing Land Availability Summary 2014

1st April 2013 - 31st March 2014

Completions by house type and bedroom size

Property Type	Bedroom Size				Totals
	1 Bedrooms	2 Bedrooms	3 Bedrooms	4+ Bedrooms	
Detached House	5	8	40	37	90
Semi-Detached House	0	13	25	4	42
Terraced House	0	56	47	4	107
Flat / Maisonette	39	42	0	0	81
Totals	44	119	112	45	320

Table 10

Completions by house type and bedroom size

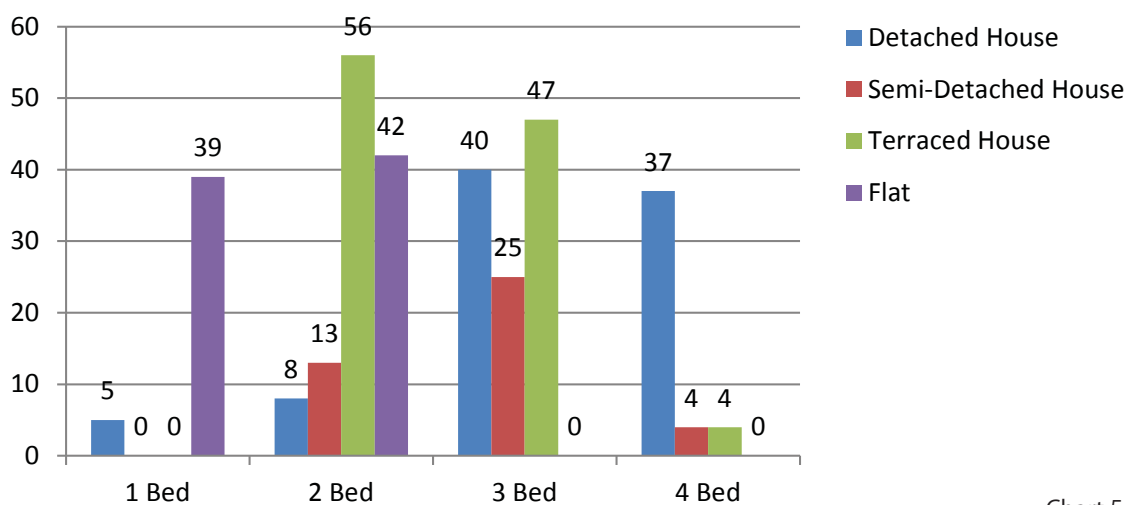


Chart 5

Housing Land Availability Summary 2015

1st April 2014 - 31st March 2015

Completions by house type and bedroom size

Property Type	Bedroom Size					Totals
	1 Bedrooms	2 Bedrooms	3 Bed-rooms	4+ Bed-rooms	Other	
Detached House	1	6	29	34	-	70
Semi-Detached House	3	17	26	10	-	56
Terraced House	7	41	41	10	-	99
Flat / Maisonette	25	30	3	0	-	58
Caravans/Mobile Homes	-	-	-	-	5	5
Gypsy Pitches	-	-	-	-	28	28
Totals	36	94	99	54	33	316

Table 10

Completions by house type and bedroom size

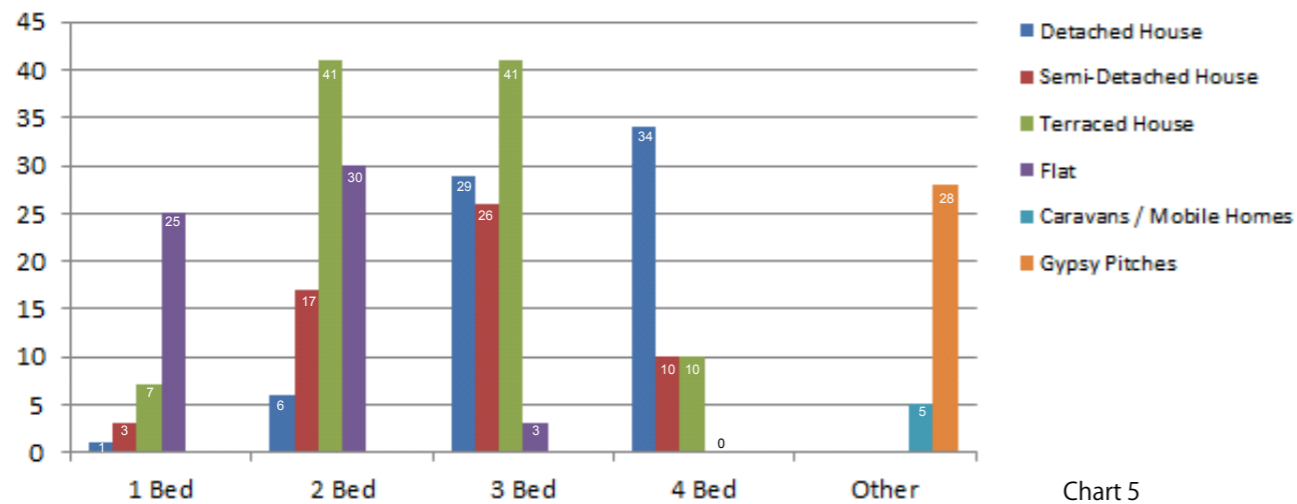


Chart 5

A new Gypsy and Traveller Accommodation Assessment (GTAA) was completed for the Council in 2015. This document forms a critical piece of evidence and has informed the preparation of the Local Plan Review (which will eventually replace the adopted Local Plan for the district). Through the survey work undertaken by the consultants, it has become clear that the previous monitoring of the number of completed gypsy and traveller pitches has been underestimated. In many cases this has happened where consent for multiple caravans has been incorrectly assumed to equate to one pitch. The process of preparing the new GTAA has provided clarity on the number of consented pitches on sites across the district and as a result the Council has thoroughly reviewed the criteria against which sites are monitored. This has inevitably led to a spike in completions within the 2014/15 monitoring year when compared with previous years. 28 sites have been completed within 2014/15, also 3 transit sites. Please note that only completions which have taken place since 2006/07, i.e. since the start of the adopted Local Plan period, have been amended. Sites where monitoring data was incorrect prior to this period have not been updated.

Going forwards, it is anticipated that from next year the Local Plan Review will be adopted, which will contain a new target for pitch provision for the period 2013-2033. New completions will then be monitored against this target. Almost all sites either currently completed or with consent have been considered by the consultants and are included in their 'base' numbers from which they calculate need across the district (note their assumptions include sites anticipated to be brought into use within the next five years including sites currently under-occupied). To avoid double counting, only completions over and above the base number included within the GTAA will count against the new target. Therefore though the monitoring for 2014/15 shows a high level of completions, these will not count towards the new target, as they are already accounted for in the GTAA 2015 base data.

Housing Land Availability Summary 2016

1st April 2015 - 31st March 2016

Completions by house type and bedroom size

Property Type	Bedroom Size					Totals
	1 Bedrooms	2 Bedrooms	3 Bed-rooms	4+ Bed-rooms	Other	
Detached House	6	13	47	52	-	118
Semi-Detached House	1	13	46	10	-	70
Terraced House	-	27	30	3	-	60
Flat / Maisonette	14	20	-	1	-	35
Caravans/Mobile Homes	-	-	-	-	4	4
Gypsy Pitches	-	-	-	-	1	1
Totals	21	73	123	66	5	288

Table 12

Completions by house type and bedroom size

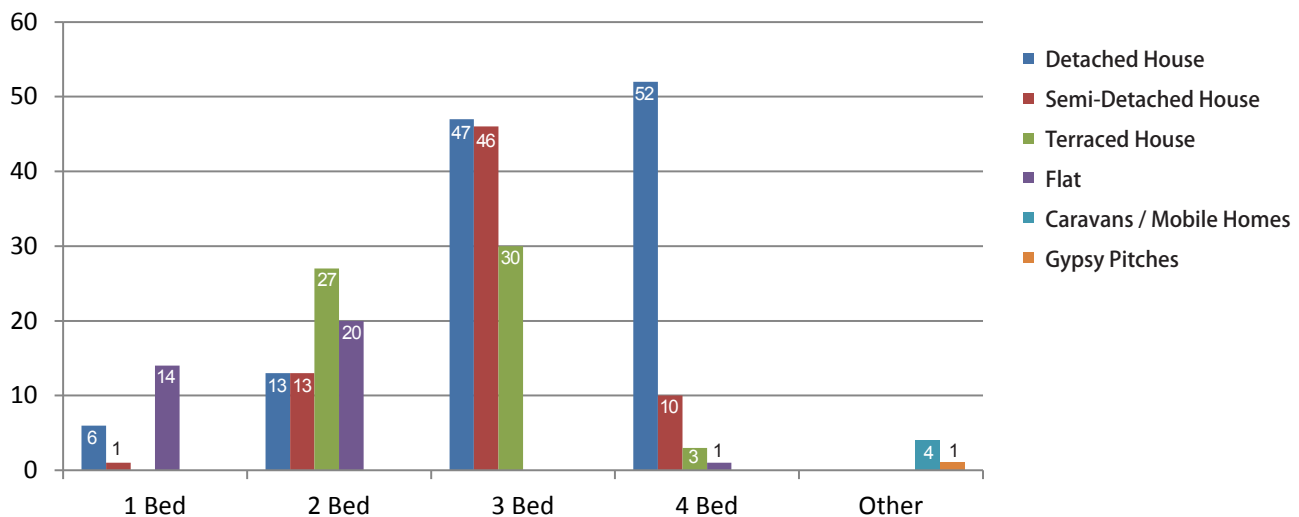


Chart 5

Housing Land Availability Summary 2017

1st April 2016 - 31st March 2017

Completions by house type and bedroom size

Property Type	Bedroom Size					Totals
	1 Bedrooms	2 Bedrooms	3 Bed-rooms	4+ Bed-rooms	Other	
Detached House	1	13	52	67	-	133
Semi-Detached House	1	35	52	15	-	103
Terraced House	1	26	20	8	-	55
Flat / Maisonette	7	4	-	-	-	11
Caravans/Mobile Homes	-	-	-	-	-	0
Gypsy Pitches	-	-	-	-	2	2
Totals	10	78	124	90	2	304

Table 12

Completions by house type and bedroom size

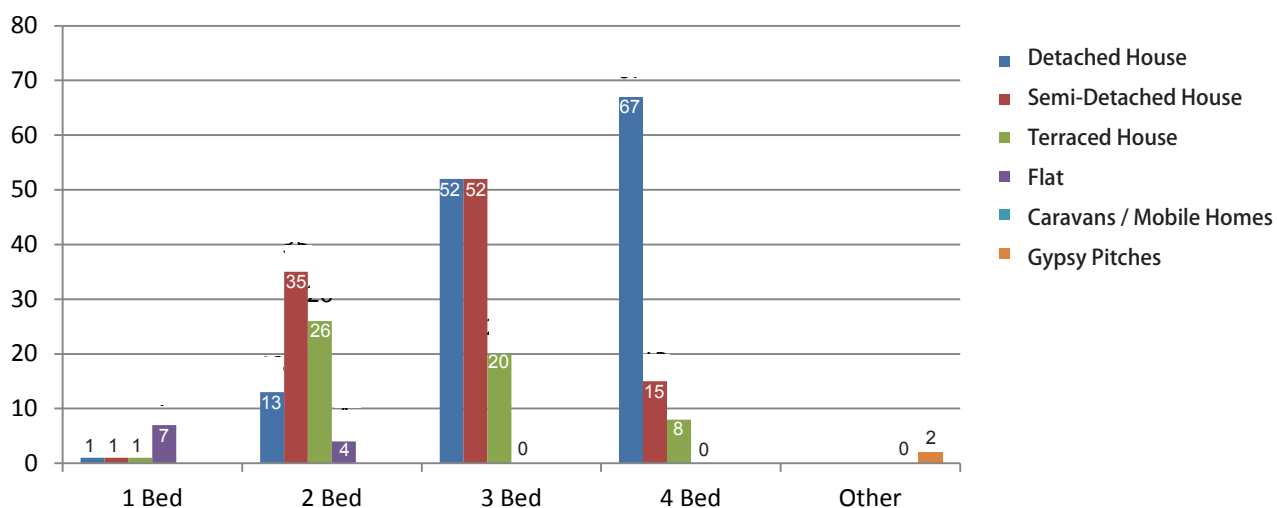


Chart 5

Housing Land Availability Summary 2018

1st April 2017 - 31st March 2018

Completions by house type and bedroom size

Property Type	Bedroom Size					Totals
	1 Bedrooms	2 Bedrooms	3 Bed-rooms	4+ Bed-rooms	Other	
Detached House	4	18	46	115		183
Semi-Detached House	9	23	115	13		160
Terraced House	5	45	55	6		111
Flat / Maisonette	30	13	1	0		44
Caravans/Mobile Homes					3	3
Gypsy Pitches					1	1
Totals	48	99	217	134	4	502

Table 12

Completions by house type and bedroom size

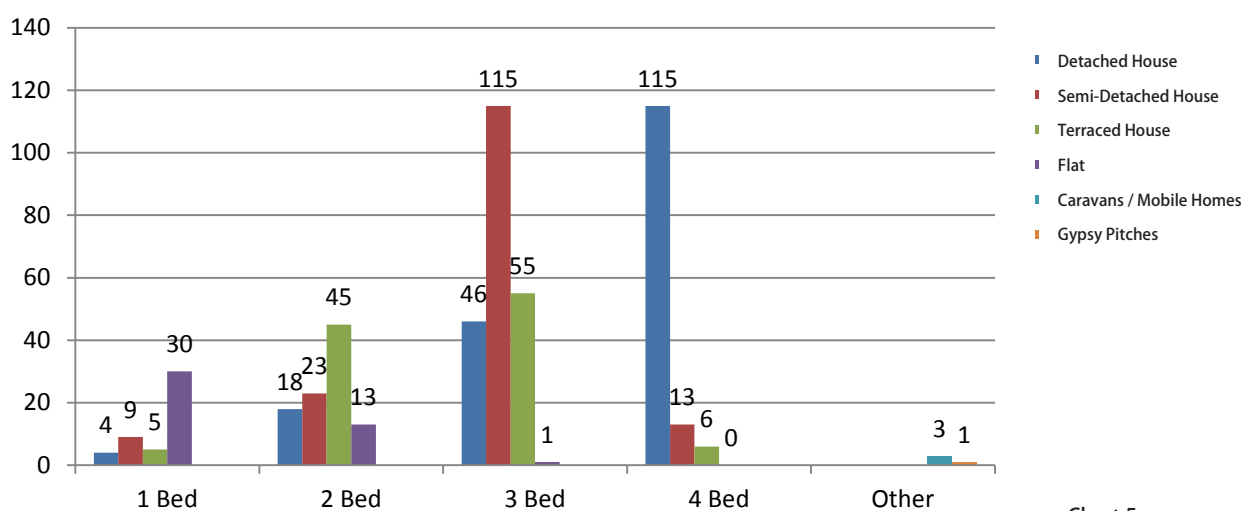


Chart 5